

JAWRAA |  Authorised Reseller

User guideline

Ordering Product



Logs In or Signs Up

The user starts by logging into their account or signing up if they are a new user.



Browsing Products

Once logged in, the user browses through the available products, adding desired items to their cart.



Reviewing Cart

The user reviews the items in their cart, ensuring the correctness of product details and quantities.



Proceed to Checkout

After confirming the cart, the user proceeds to checkout



Delivery Information

The user provides or verifies their delivery information, including address and contact details.



Payment Method

The user selects their preferred payment method (credit card, PayPal, etc.) and provides necessary payment details.



Review Order

Before finalizing the payment, the user has the chance to review the entire order, including products, quantities, and total cost.



Place Order

Once satisfied, the user places the order, initiating the payment process.



Payment Confirmation

The system processes the payment, and the user receives a confirmation of the successful transaction.



Delivery Options

If applicable, the user chooses between home delivery and picking up the products from their organization.

Students Sign Up




Select Region

Begin by selecting your region during the sign-up process



Specify City

Specify your city for localized information and services



Indicate Education level

Indicate your education level for tailored content and opportunities



Choose Organization

Choose organization pre-approved from drop-list
example: jaar.edu.sa



Provide Email

Provide your email address assigned by the organization
example: user@jaar.edu.sa



Create Password

Create a secure password to protect your account



Receive OTP

Receive a one-time password (OTP) via email



Enter OTP

Input the received OTP to verify your email



Complete Process

Complete the sign-up process to access personalized features and content

Students Sign In



Enter Email

Enter your email address on the sign-in page



Receive OTP

Receive a one-time password (OTP) via email



Enter OTP

Input the received OTP on the sign-in page



Access Account

Complete the authentication process to access your account

Educator Sign Up




Select Region

Begin by selecting your region during the sign-up process



Specify City

Specify your city for localized information and services



Choose role

Choose your role to customize content and opportunities



Choose Organization

Choose or enter your organization details if applicable



Provide Email

Provide your email address for communication and account access



Create Password

Create a secure password to protect your account



Receive OTP

Receive a one-time password (OTP) via email



Enter OTP

Input the received OTP to verify your email



Complete Process

Complete the sign-up process to access personalized features and content

Educator Sign In



Enter Email

Enter your email address on the sign-in page



Receive OTP

Receive a one-time password (OTP) via email



Enter OTP

Input the received OTP on the sign-in page



Access Account

Complete the authentication process to access your account

Promoting Jawraa's Portal: Strategies for University Outreach and Visibility



University Website Integration

Collaborate with JAAR to integrate the Jawraa portal link into their existing online systems and website, ensuring easy access for students and faculty.



Email And Social Media Campaigns

Utilize JAAR's email system and social media channels to promote the portal, focusing on targeted, informative communications about the benefits and how to access the portal.



Event Participation and QR Codes

Negotiate with JAAR to allow Jawraa to set up booths at major university events and workshops. Use these opportunities to showcase products and provide QR codes.



Physical Marketing at Key Locations

Distribute flyers and posters in high-traffic areas on campus.

Products & Delivery Journey



Logs In or Signs Up

The user starts by logging into their account or signing up if they are a new user using his organization official email.



Browsing Products

Once logged in, the user browses through the available products or discount/bundle, adding desired items to their cart.



Reviewing Cart

The user reviews the items in their cart, ensuring the correctness of product details and quantities.



Proceed to Checkout

After confirming the cart, the user proceeds to checkout



Delivery Information

The user provides or verifies their delivery information, including address and contact details.



Delivery Options

If applicable, the user chooses between home delivery and picking up the products from their organization.



Payment Method

The user selects their preferred payment method (credit card, PayPal, etc.) and provides necessary payment details.



Review Order

Before finalizing the payment, the user has the chance to review the entire order, including products, quantities, and total cost.



Place Order

Once satisfied, the user places the order, initiating the payment process.



Payment Confirmation

The system processes the payment, and the user receives a confirmation of the successful transaction.

Online Courses journey




Discovery

Users discover the online courses through marketing, recommendations, or online searches.



Registration/Sign-Up

Users create accounts by providing basic information and credentials.



Profile Creation

Users complete their profiles, adding details such as educational background and interests.



Course Exploration

Users browse available courses, filtering based on interests or categories.



Course Selection

Users choose a specific course based on their learning goals.



Enrollment

Users enroll in the selected course, confirming their participation.



Learning Modules

Users progress through course modules, completing lessons and assignments.



Progress Tracking

Users monitor their progress, viewing completed modules and upcoming tasks.



Assessment and Feedback

Users receive assessments and feedback on their performance.



Certification (if applicable)

Upon successful completion, users receive Jawraa certificate



Community Interaction

Users participate in community forums, discussions, or live sessions for collaboration.



Support and Resources

Users access support materials, additional resources, and help forums as needed.



Feedback Loop

Users provide feedback on courses, helping instructors and platforms improve.

JAWRAA |  Authorised
Reseller

Thank You
